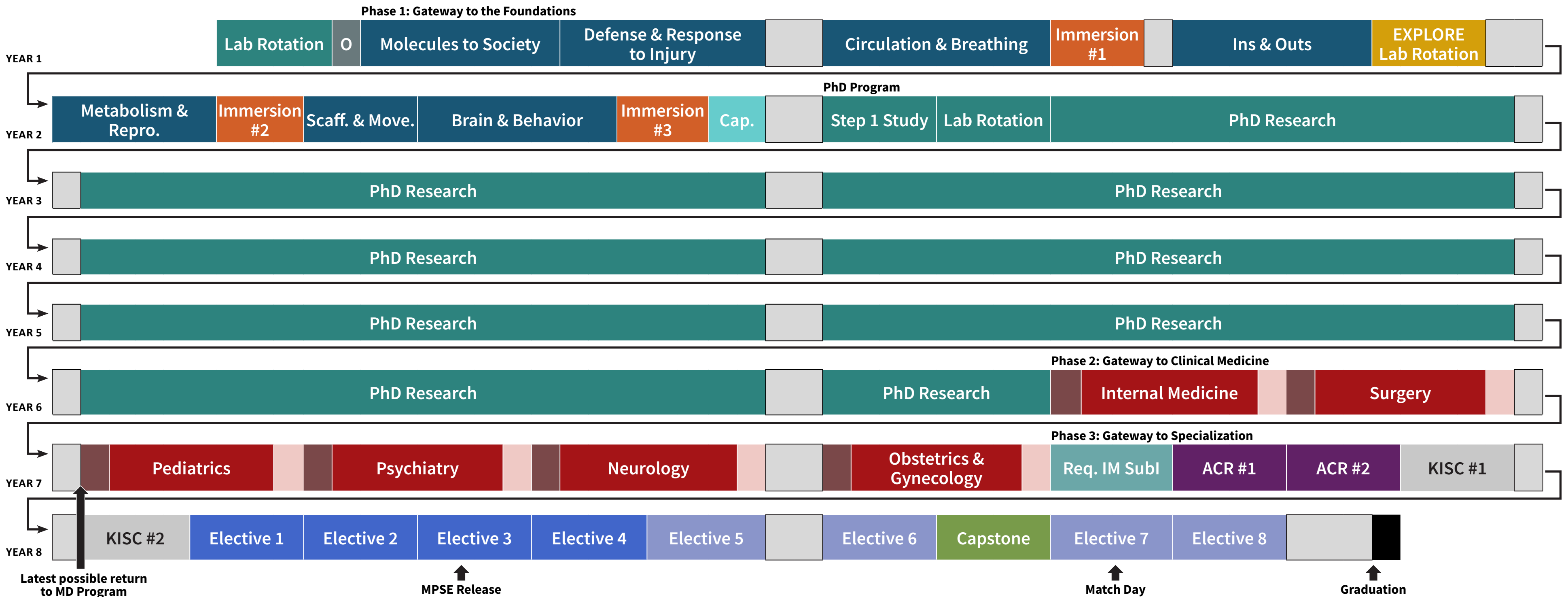



















Gateway CURRICULUM

July					August					September					October					November					December					January					February					March					April					May					June				
1	2	3	4	5	6	7	8	9	10	11	12	13	14	15	16	17	18	19	20	21	22	23	24	25	26	27	28	29	30	31	32	33	34	35	36	37	38	39	40	41	42	43	44	45	46	47	48	49	50	51	52								



 Foundational Modules (including the social, behavioral, and health system sciences)	 Specialty-Specific Foundational Material	 Capstone Course (Gateway to Residency)	 Concluding Week/Graduation
 Clinical Immersions (one each: Inpatient, Ambulatory/ED, and Procedural)	 Specialty-Specific Clinical Experience	 Keystone Integrated Science Course (KISC)	 Holiday/Unscheduled
 EXPLORE Immersion (Research, Education, Advocacy, and Innovation)	 Assessment, Reflection, Coaching, Communities (ARCC)	 Electives	PHASE 1 62 Weeks Orientation 1 week Foundational Integrated Modules 46 Weeks Clinical Immersions 9 Weeks EXPLORE 4 weeks Capstone 2 Weeks School holiday 7 Weeks
 Phase 1 Capstone (Gateway to the Clerkships)	 Required Internal Medicine Subinternship/ACR	 Optional additional elective	PHD PHASE. 48 Months PHASE 2 48 Weeks Clinical Clerkships 48 Weeks School holiday 4 Weeks
 PhD Program	 Required Advanced Clinical Rotations	 Orientation (Gateway to the Curriculum)	PHASE 3 32 Weeks IM Subinternship/ACR 4 Weeks Advanced Clinical Rotations (2) 8 Weeks Capstone 4 Weeks Electives 16 Weeks Credit for PhD Phase 16 Weeks Elective 8 Weeks KISC
			TOTAL: 166 Weeks